

# FURLING MAINSAIL

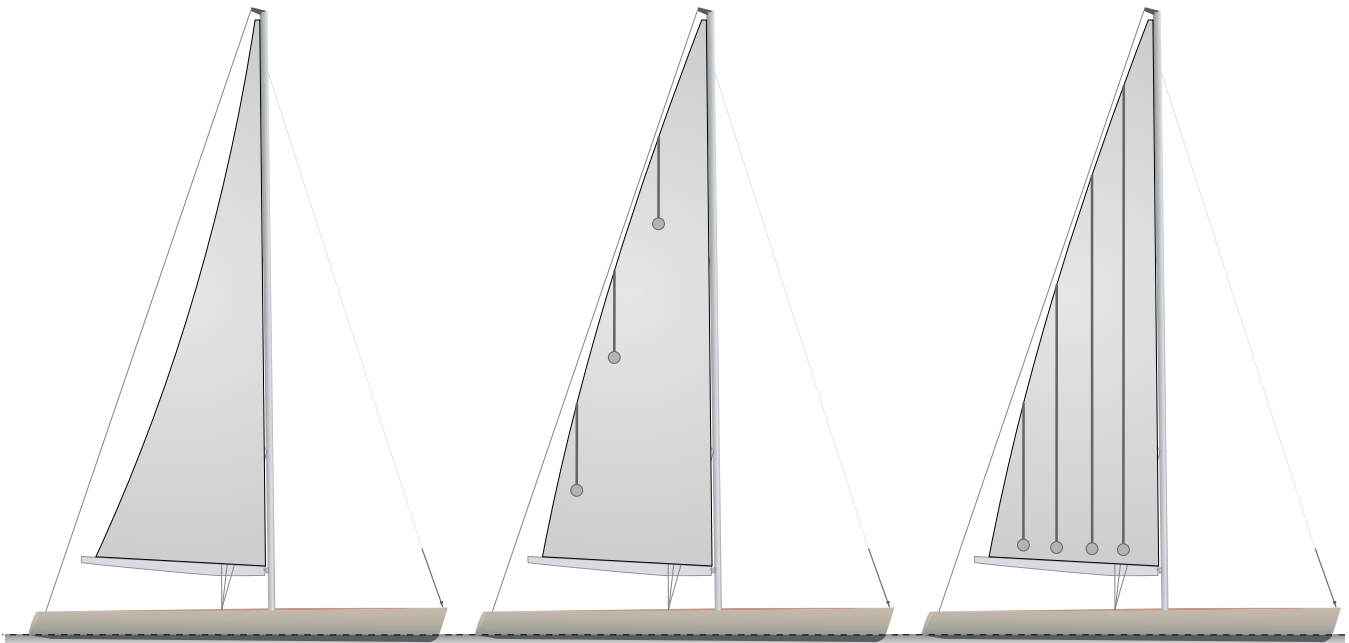
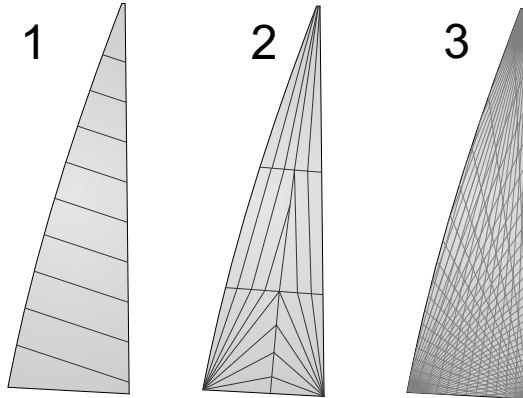
Complete Information on this form will enable us to design the best professional sail for Your boat.  
 If You have old sail, You can send it to us, or complete the measurement form of existing mainsail, You can find it on our website. If it's possible, send us IRC or ORC certificate.  
 If any dimension is unclear to You, see the technical drawings in the form.

Name, Surname:	Boat model:	Phone, eMail:
----------------	-------------	---------------


- Cross cut
- Radial
- Mambran sail

Optional - preferred material

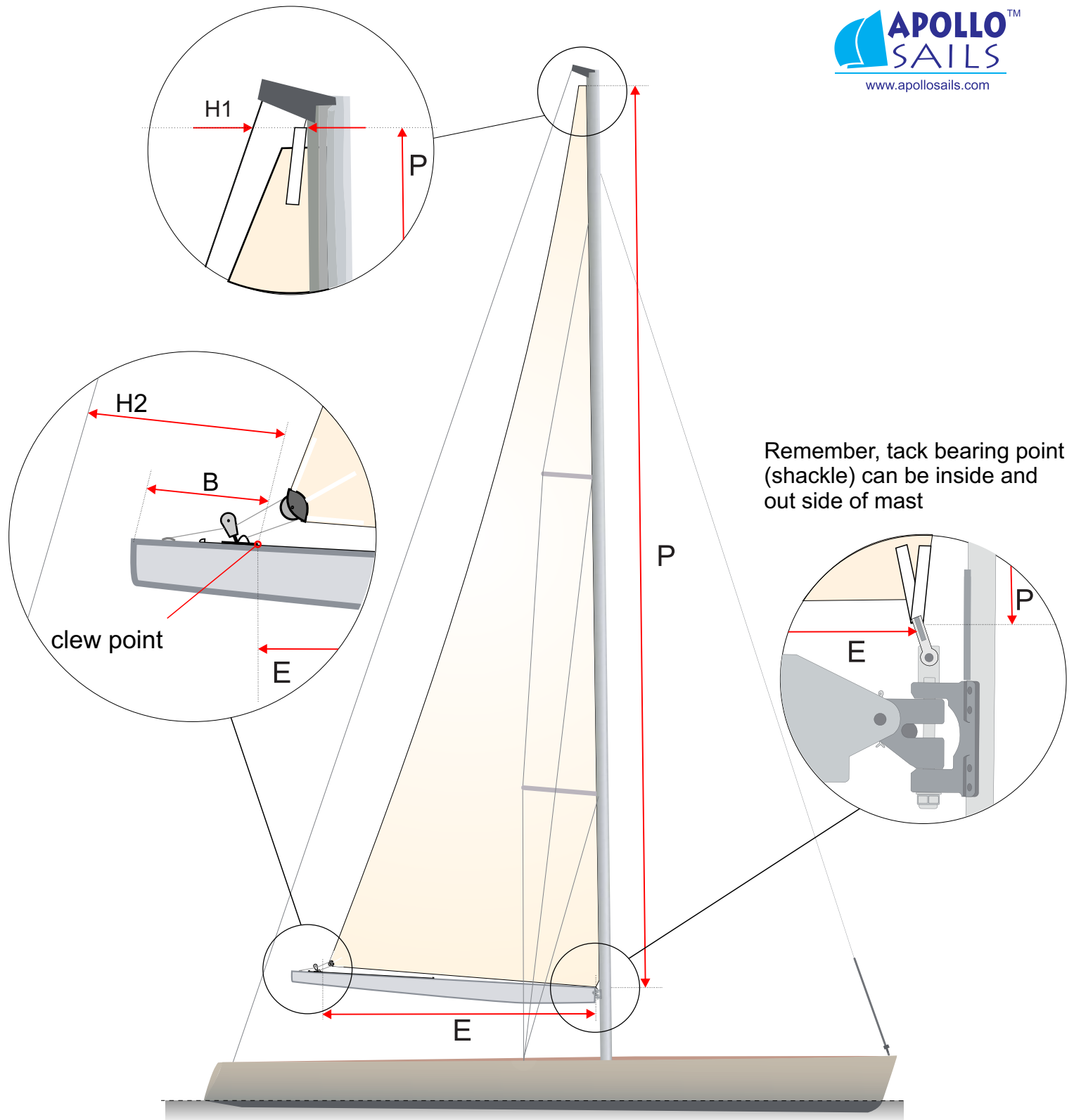
- no battens
- short battens
- full battens



<b>P<sub>max</sub></b> (not luff of sail)	Maximum distance from tack bearing point to head point with tightened halyard. Attach a tape measure to the main halyard and hoist maximum to the top (or bottom edge of black band, if one exists). Measurement taken: <input type="radio"/> maximum to the top <input type="radio"/> black band	
<b>E<sub>max</sub></b> (not foot of sail)	Maximum distance from tack bearing point to the clew point (forward edge of boom traveler - look on technical drawing) with fully tightened outhaul (or forward edge of black band, if one exists) Measurement taken: <input type="radio"/> to clew point <input type="radio"/> black band	



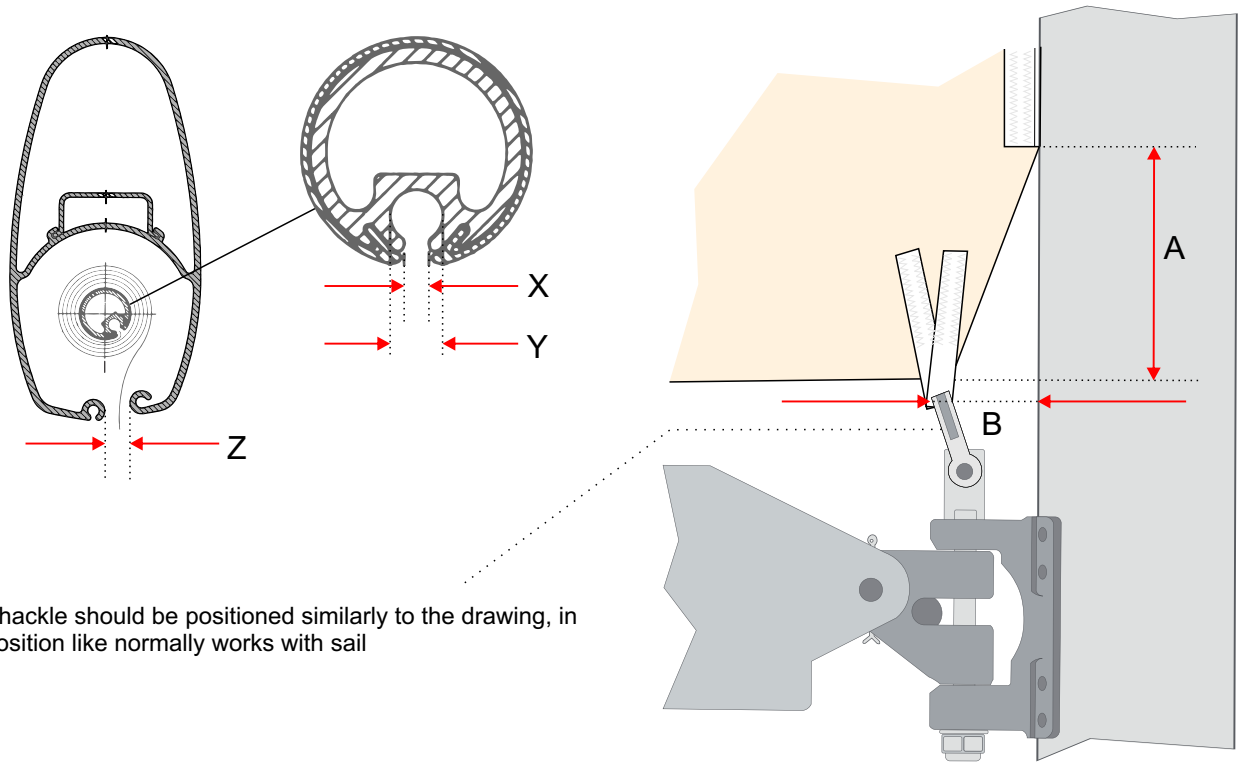
Dimensions has to be reported from the „0“. Use measurer with point zero on the outside edge.



H1	Distance between back face of mast to back stay just under mast head. Attach a tape measure to the main halyard and hoist maximum to the top. Arrange measure tape in parallel to the back stay and estimate distance.	
H2	Distance between clew point (look on technical drawing) to back stay at boom height.	
B	Distance between clew point (look on technical drawing) to the end of boom.	

Mast: producer and brand:

Rig type:  masthead  fractional



Shackle should be positioned similarly to the drawing, in position like normally works with sail

A	height of mast loading groove	
B	distance between tack bearing point and aft face of mast	
X	inside groove size	
Y	outside groove size	
Z	width of mast groove	
Clew UV cover	the color of the UV cover should be determined from the sampler, which You can find on our website (optional)	

Draft stripes: Draft stripes better show the shape of the sail and make it easier to trim

yes   
no

color:

blue

red

black

grey

white

Sail numbers:

yes   
no

color:

blue

red

black

grey

white

NOTES:

Add Your special needs for your sail