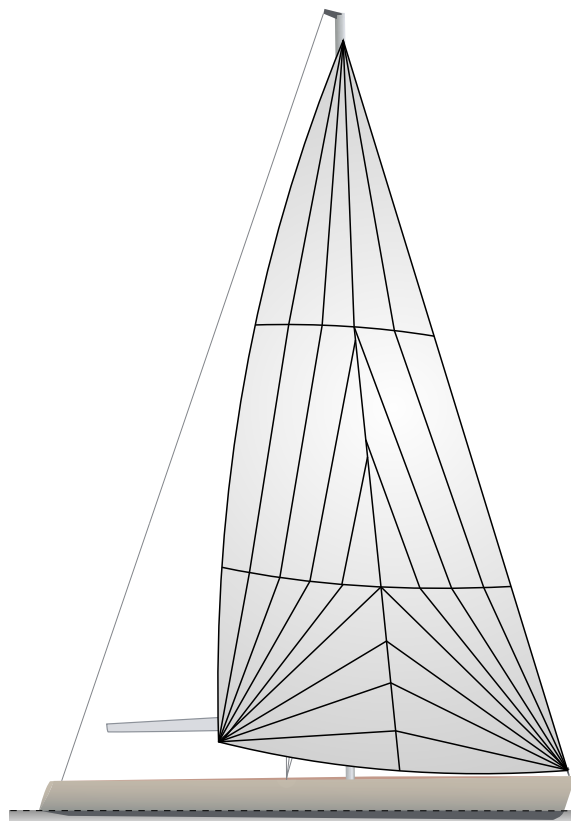


CODE ZERO

Complete informations on this form will enable us to design the best professional sail for Your boat.
 If You have old sail, You can send it to us. If it's possible send us IRC or ORC certificate as well.
 If any dimensionis unclear to You, see the technical drawings included to the form.

Name, Surname	
Boat model	
Phone, eMail	



Type of sail:


- Cruising
- Racing

Furling:

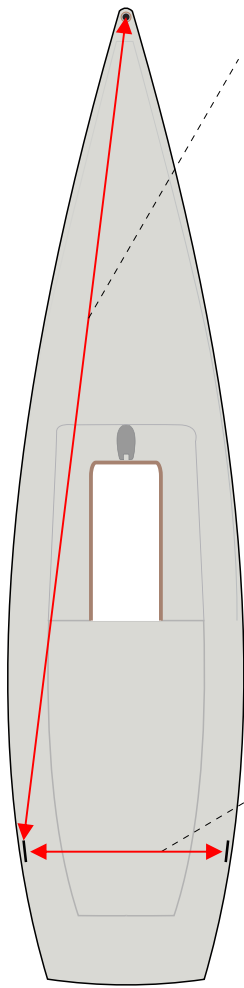
- Yes
- No

dimension „I”	Height of Code Zero foretriangle. Distance from mast halyard exit to the deck (not mast step)	
dimension „J”	Base of foretriangle. Measured from the front of the mast horizontally to the intersection of the forestay and deck (without bowsprit)	
dimension „R” (bowsprit)	Lenght of the bowsprit. From intesection of forestay and deck to tack bearing point. If bowsprit not exist enter „none”	
maximum luff (chord)	Maximum distance between tack bearing point and mast halyard exit. Don't forget about bowsprit.	

The yacht deck is not perfectly straight. Provide distances from deck to water line in the following points. Thats will allows to determine sheer line : 1. Intersection of forestay and deck; 2. Intersection of shrouds and deck; 3. Clew point; That dimensions will help to set correct clew up, and sheeting point on luff.	1
	2
	3
M. dimension is difference between mast step and deck	

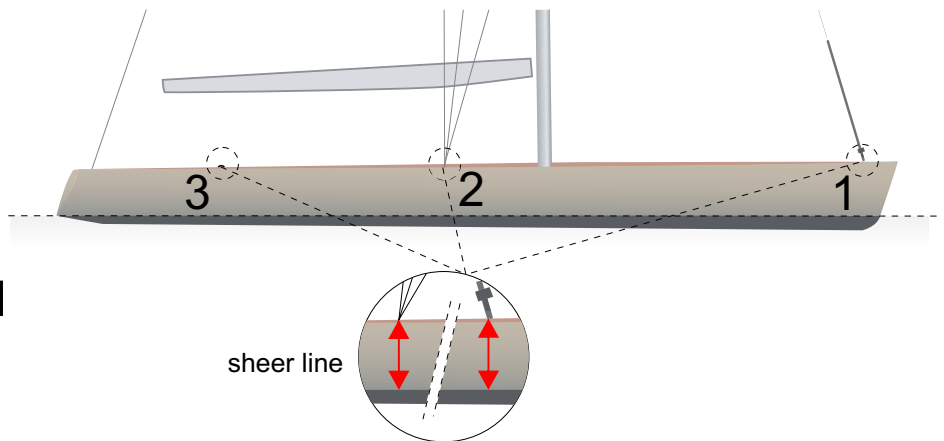
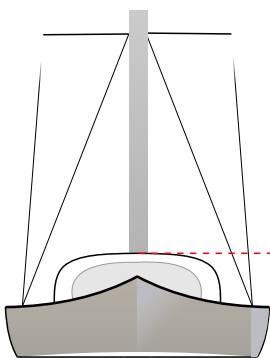
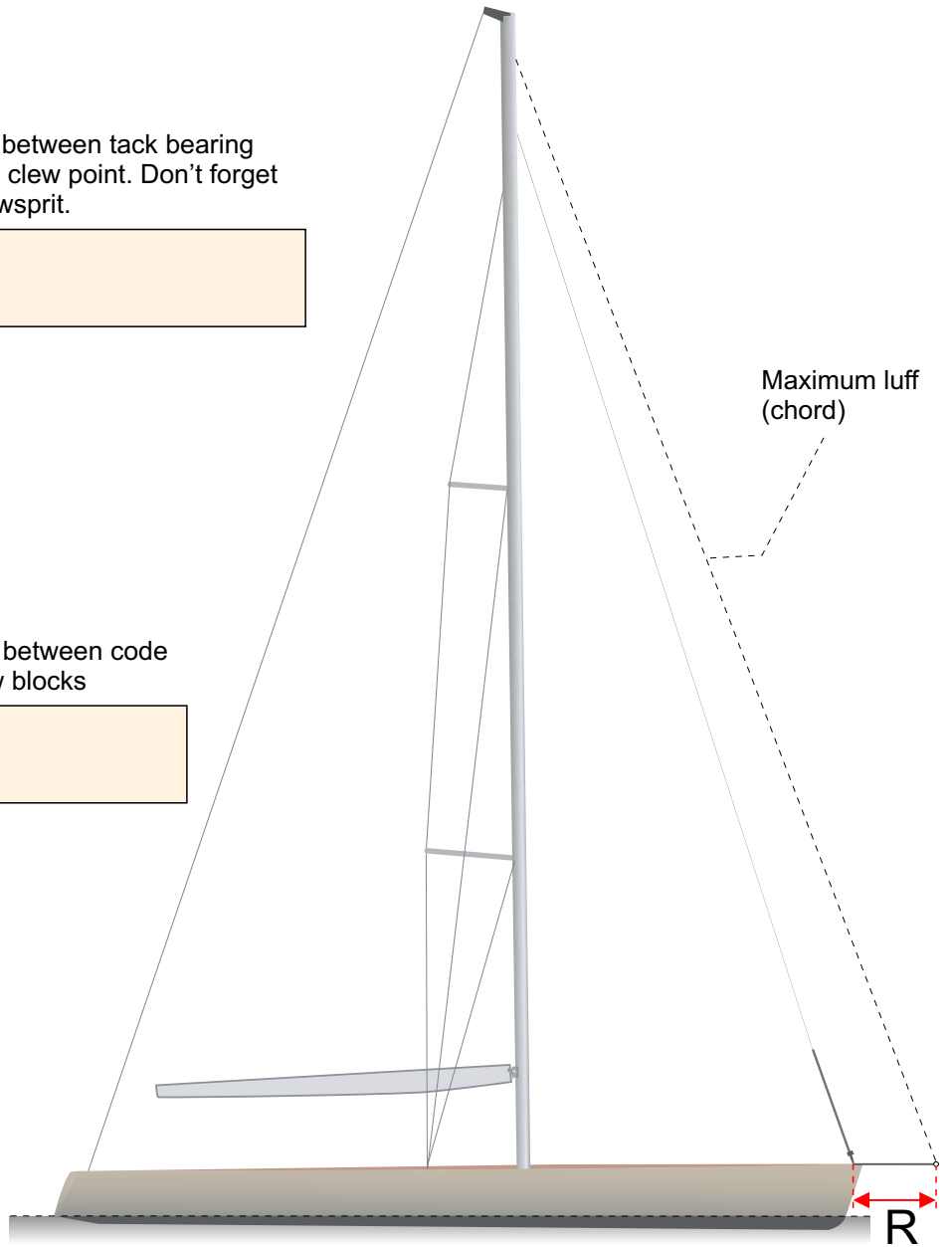


Dimensions has to be reported from the „0”. Use measurer with point zero on the outside edge.



Distance between tack bearing point and clew point. Don't forget about bowsprit.

Distance between code zero clew blocks



Notes (add Your special needs for Your sail):