

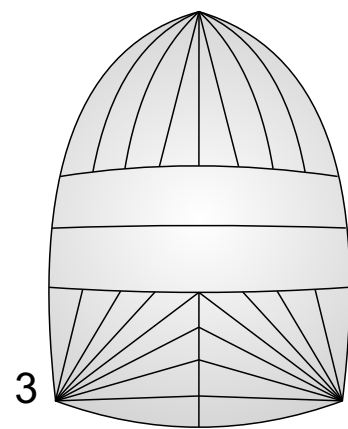
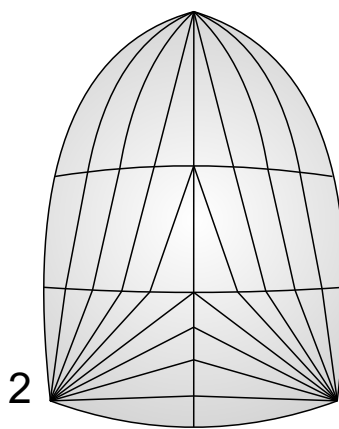
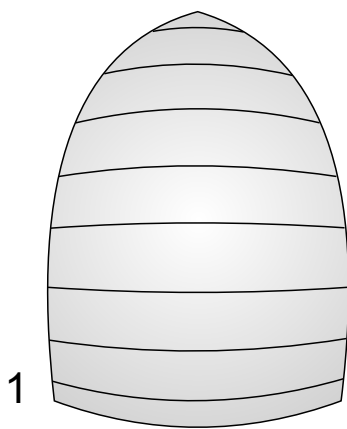
SYMMETRIC SPINNAKER

Complete informations on this form will enable us to design the best professional sail for Your boat.
 If You have old sail, You can send it to us. If it's possible send us IRC or ORC certificate as well.
 If any dimension is unclear to You, see the technical drawings included to the form.

Name, Surname	Boat model	Phone, eMail
---------------	------------	--------------


Type of sail:
 Cruising
 Racing

Panels:
 1 (cross cut)
 2 (full radial)
 3 (radial with cross panels)

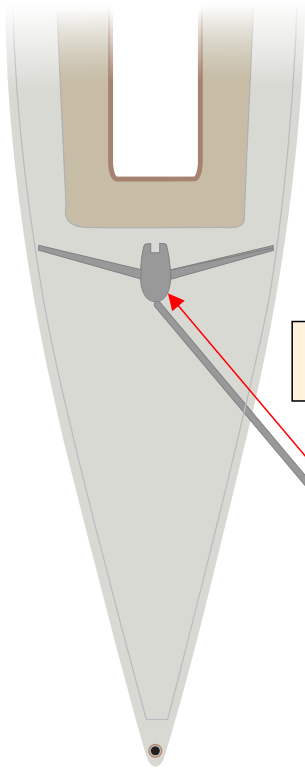


dimension „I”	Height of spinnaker foretriangle. Distance from mast halyard exit to the mast step	
dimension „J”	Base of foretriangle. Measured from the front of the mast horizontally to the intersection of the forestay and deck	
Preferred colours		

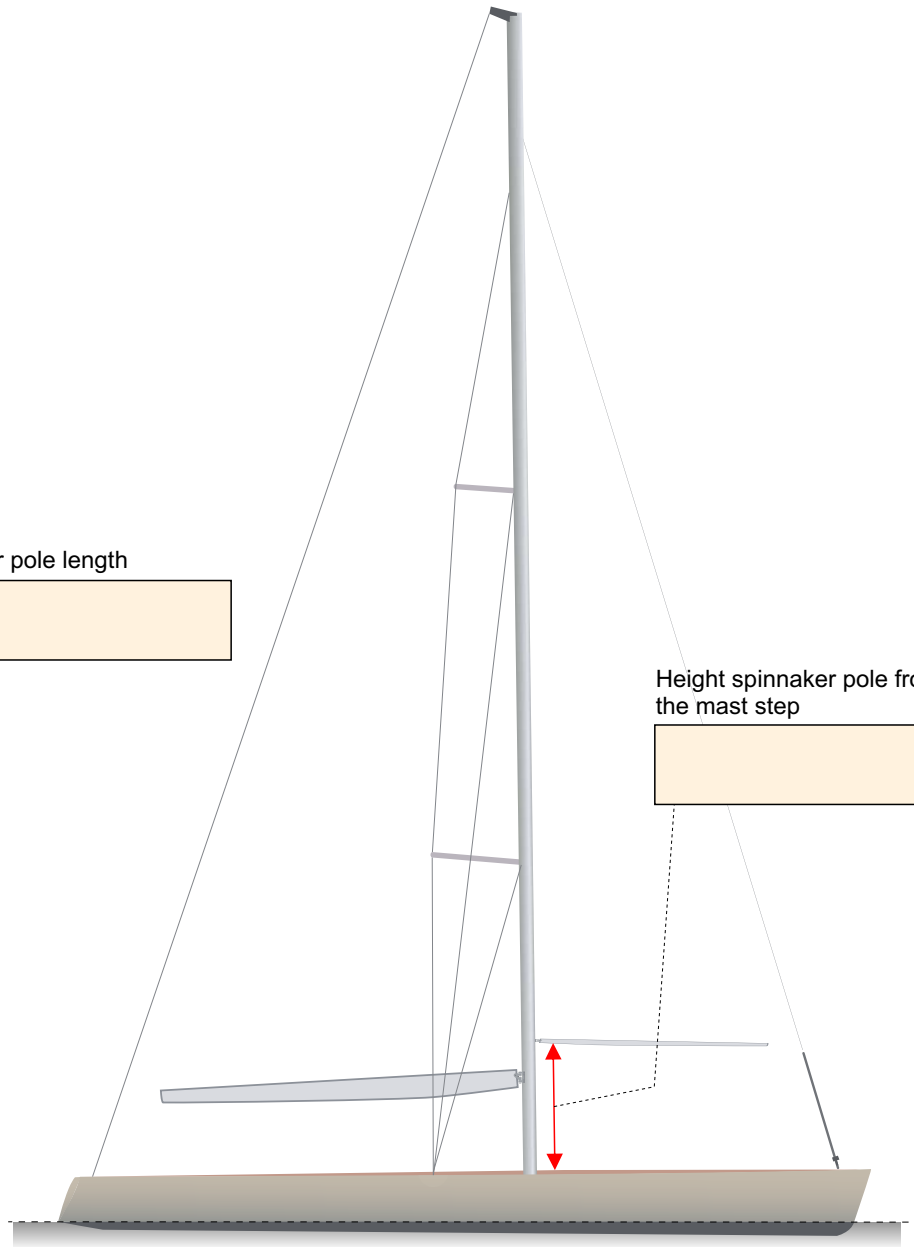
The yacht deck is not perfectly straight. Provide the difference between forestay attachment point and the shrouds attachment point to the water line. This dimension is called the sheer line	
M dimension is difference between mast step and deck	



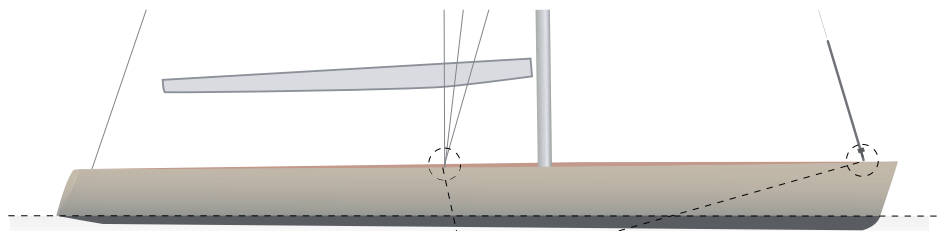
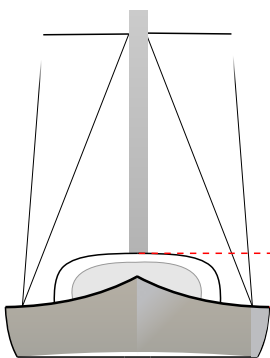
Dimensions has to be reported from the „0”. Use measurer with point zero on the outside edge.



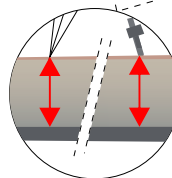
Spinnaker pole length



Height spinnaker pole from the mast step



sheer line



Notes (add Your special needs for Your sail):